

*Established since 1983*

# SUNDOWN FURNITURE

CASUAL - FINE DINING - ENTERTAINMENT - OCCASIONAL



## CATALOGUE JULY 2013



We wish to advise you that as of **1st July 2012** the following stains will no longer be available;

- Antique Mahogany
- Burnish
- Cedar
- Honey

**Note:** Harvest and the new colour board will be the only stains we will be using.



## OFFICE HOURS: *(Australia Eastern Standard Time)*

9am to 5pm (Monday - Thursday)

9am to 3pm (Friday)

### TERMS AND CONDITIONS OF SALE

<b>TERMS</b>	5% Discount 7 days or otherwise strictly 30 Days nett. Stop supply over 35 days.
<b>TAX</b>	All prices are subject to tax.
<b>TITLE</b>	Goods will remain the property of Sundown Furniture until such time they have been paid in full.
<b>ORDERS</b>	Phone orders or cancelled orders will only be accepted when followed by an official written confirmation.
<b>CANCELLATIONS</b>	<p>* Any special order(s) will not be accepted as cancelled if already in the process of manufacture.</p> <p>* Where a fabric has been cut or upholstered a charge will apply accordingly</p> <p><b>(Please note all fabrics are ordered within 7-10 days from order(s) processed)</b></p>
<b>RETURNS</b>	Notification direct to Sundown or our sales representative must be made prior to goods being returned, otherwise goods returned will not be accepted at our factory. <b>Our invoice number must accompany all claims.</b>
<b>CHARGES</b>	Freight charges on return goods will only be accepted by Sundown if, in our opinion, the reason for return is due to manufacturer fault.
<b>MEASUREMENTS</b>	Sizes given in this Price List are +/- 15mm
<b>COLOUR</b>	Timber Colours should be taken as an indication only.
<b>FABRICS</b>	<p><b>Available in all Warwick, Windsor &amp; Profile Fabrics</b></p> <p><b>**All others fabric suppliers not listed must be supplied**</b></p> <p><b>NOTE: 15% Surcharge applies for any fabrics over \$23.00 per meter</b></p> <p><b>W. WHITE PRICE (Customer to supply own fabric and care labels)</b></p> <p><b>*All prices given exclude fabric unless otherwise stated*</b></p> <p>Note: PATTERN MATCHING FABRICS chairs.</p> <p>* Allow approx 1 mt per chair for upholstered back chair</p> <p>* Allow extra meterage of fabric for timber back chair</p> <p><b>Must specify on all orders if pattern matching is required.</b></p> <p>Follow the instruction on the "CARE LABEL" the label can be found under the dining chair seat. If you have supplied us with the fabric you must obtain the care instructions from the place you have purchased the fabric.</p>









\*Please Note: This price list supersedes all previous price lists. Whilst all care has been taken in the preparation of this document, Sundown Furniture reserves the right to correct topographic errors. We reserve the right to change models - prices - fabrics, etc at any time without notice.

# *Index*

1. Chairs Selection Page 4 - 6
2. Table Selections Page 7
3. Units Selection Page 8 - 9
4. Crystal Units Selection Page 10
5. Entertainment Units Selection Page 11
6. Chelsea Table & Occasionals Page 12
7. Mondo Range Page 13
8. Mondo Bedroom & Imported Bedroom Page 14
9. Oslo & Oscar Range Page 15
10. Fully Imported Products Page 16
11. Our **Warranty Against Defects** Page 17 - 20
12. Company Representatives Page 21

# Chairs Selection











**5 Year  
Structural  
Warranty**

Range	Description	Size	Code	Features & Options
 <p><b>Mondo</b></p>	<p>Manufactured from Tassie oak enriched with natural timber veneers on MDF substrate when in standard stains, Radiata pine with raw MDF when in ivory, Matt-White &amp; Matt-Black</p>	H.1080 x W.460 x D.570 x SH.470	<b>MONDOW</b>	<p>* Available in - Harvest, Teak, Chocolate, Nutmeg, Laurel, Walnut, Jarrah, Natural, Ivory, Matt-White &amp; Matt-Black</p>
		<b>Fabric requirement:</b>		
		For 4 Chairs = 6.4 Mts		
		For 6 Chairs = 9.6 Mts		
		For 8 Chairs = 12.8 Mts		
For 10 Chairs = 16 Mts				
		<i>Fabric required - 1.6mts per chair</i>		
 <p><b>Siena</b></p>	<p>Manufactured from Tassie oak enriched with natural timber veneers on MDF substrate when in standard stains, Radiata pine with raw MDF when in ivory, Matt-White &amp; Matt-Black</p>	H.920 x W.450 x D.445 x SH.490	<b>SIENAW</b>	<p>* Available in - Harvest, Teak, Chocolate, Nutmeg, Laurel, Walnut, Jarrah, Natural, Ivory, Matt-White &amp; Matt-Black</p>
		<b>Fabric requirement:</b>		
		For 4 Chairs = 4 Mts		
		For 6 Chairs = 6 Mts		
		For 8 Chairs = 8 Mts		
For 10 Chairs = 10 Mts				
		<i>Fabric required - 1mt per chair</i>		
 <p><b>Carol 2</b></p>	<p>Manufactured from MDF Timber Veneer Radiata pine with raw MDF when in Ivory, Matt-White &amp; Matt-Black</p>	H.965 x W.450 x D.510 x SH.475	<b>C2W</b>	<p>* Available in - Harvest, Teak, Chocolate, Nutmeg, Laurel, Walnut, Jarrah, Natural, Ivory, Matt-White &amp; Matt-Black</p>
		<b>Fabric requirement:</b>		
		For 4 Chairs = 2.5 Mts		
		For 6 Chairs = 3.7 Mts		
		For 8 Chairs = 5.0 Mts		
For 10 Chairs = 6.5 Mts				
		<i>Pattern Matching-1mt per chair</i>		
 <p><b>Carol 2 CARVER</b></p>	<p>Manufactured from MDF Timber Veneer Radiata pine with raw MDF when in Ivory, Matt-White &amp; Matt-Black</p>	H.965 x W.660 x D.510 x SH.475	<b>C21W</b>	<p>* Available in - Harvest, Teak, Chocolate, Nutmeg, Laurel, Walnut, Jarrah, Natural, Ivory, Matt-White &amp; Matt-Black</p>
		<b>Fabric requirement:</b>		
		For 4 Chairs = 2.5 Mts		
		For 6 Chairs = 3.7 Mts		
		For 8 Chairs = 5.0 Mts		
For 10 Chairs = 6.5 Mts				
		<i>Pattern Matching-1mt per chair</i>		
 <p><b>Homestead</b></p>	<p>Manufactured from MDF Timber Veneer Radiata pine with raw MDF when in Ivory, Matt-White &amp; Matt-Black</p>	H.965 x W.450 x D.510 x SH.475	<b>HOMEW</b>	<p>* Available in - Harvest, Teak, Chocolate, Nutmeg, Laurel, Walnut, Jarrah, Natural, Ivory, Matt-White &amp; Matt-Black</p>
		<b>Fabric requirement:</b>		
		For 4 Chairs = 2.5 Mts		
		For 6 Chairs = 3.0 Mts		
		For 8 Chairs = 4.0 Mts		
For 10 Chairs = 5.0 Mts				
		<i>Pattern Matching-1mt per chair</i>		
 <p><b>Homestead CARVER</b></p>	<p>Manufactured from MDF Timber Veneer Radiata pine with raw MDF when in Ivory, Matt-White &amp; Matt-Black</p>	H.965 x W.670 x D.510 x SH.475	<b>HOME/CW</b>	<p>* Available in - Harvest, Teak, Chocolate, Nutmeg, Laurel, Walnut, Jarrah, Natural, Ivory, Matt-White &amp; Matt-Black</p>
		<b>Fabric requirement:</b>		
		For 4 Chairs = 2.5 Mts		
		For 6 Chairs = 3.0 Mts		
		For 8 Chairs = 4.0 Mts		
For 10 Chairs = 5.0 Mts				
		<i>Pattern Matching-1mt per chair</i>		
 <p><b>Regency</b></p>	<p>Manufactured from MDF Timber Veneer Radiata pine with raw MDF when in Ivory, Matt-White &amp; Matt-Black</p>	H.900 x W.450 x D.560 x SH.460	<b>600W</b>	<p>* Available in - Harvest, Teak, Chocolate, Nutmeg, Laurel, Walnut, Jarrah, Natural, Ivory, Matt-White &amp; Matt-Black</p> <p>*Not available in Leather &amp; Vinyl</p>
		<b>Fabric requirement:</b>		
		For 4 Chairs = 3.0 Mts		
		For 6 Chairs = 4.0 Mts		
		For 8 Chairs = 5.5 Mts		
For 10 Chairs = 6.5 Mts				
		<i>Pattern Matching-1mt per chair</i>		
 <p><b>Regency CARVER</b></p>	<p>Manufactured from MDF Timber Veneer Radiata pine with raw MDF when in Ivory, Matt-White &amp; Matt-Black</p>	H.900 x W.685 x D.560 x SH.460	<b>601W</b>	<p>* Available in - Harvest, Teak, Chocolate, Nutmeg, Laurel, Walnut, Jarrah, Natural, Ivory, Matt-White &amp; Matt-Black</p> <p>*Not available in Leather &amp; Vinyl</p>
		<b>Fabric requirement:</b>		
		For 4 Chairs = 3.0 Mts		
		For 6 Chairs = 4.0 Mts		
		For 8 Chairs = 5.5 Mts		
For 10 Chairs = 6.5 Mts				
		<i>Pattern Matching-1mt per chair</i>		





# Chairs Selection

**5 Year  
Structural  
Warranty**

Range	Description	Size	Code	Features & Options
 <p><b>Venice</b></p>	 <p>Manufactured from MDF Timber Veneer Radiata pine with raw MDF when in Ivory, Matt-White &amp; Matt-Black</p>	H.890 x W.420 x D.520 x SH.490	105W	<p>* Available in - Harvest, Teak, Chocolate, Nutmeg, Laurel, Walnut, Jarrah, Natural, Ivory, Matt-White &amp; Matt-Black</p> <p>*Not available in Leather &amp; Vinyl</p>
		Fabric requirement:		
		For 4 Chairs = 2.0 Mts		
		For 6 Chairs = 3.0 Mts		
		For 8 Chairs = 4.0 Mts		
For 10 Chairs = 5.0 Mts				
Pattern Matching-1mt per chair				
 <p><b>Venice CARVER</b></p>	 <p>Manufactured from MDF Timber Veneer Radiata pine with raw MDF when in Ivory, Matt-White &amp; Matt-Black</p>	H.890 x W.650 x D.520 x SH.490	106W	<p>* Available in - Harvest, Teak, Chocolate, Nutmeg, Laurel, Walnut, Jarrah, Natural, Ivory, Matt-White &amp; Matt-Black</p> <p>*Not available in Leather &amp; Vinyl</p>
		Fabric requirement:		
		For 4 Chairs = 2.0 Mts		
		For 6 Chairs = 3.0 Mts		
		For 8 Chairs = 4.0 Mts		
For 10 Chairs = 5.0 Mts				
Pattern Matching-1mt per chair				
				<p><b>Carver chairs only available in; Carol 2', Homestead, Regency &amp; Venice</b></p>
 <p><b>Tuscan</b></p>		<p>H.1020 x W.470 x D.535 x SH.480</p> <p>Fabric requirement:</p> <p>For 4 Chairs = 1.5 Mts</p> <p>For 6 Chairs = 2.0 Mts</p> <p>For 8 Chairs = 2.5 Mts</p> <p>For 10 Chairs = 3.0 Mts</p>	TUSCANW	
 <p><b>Oslo</b></p>	<p>Solid American Oak Timber</p>	H.960 x W.480 x D.540 x SH.470	OSLO480W	<p>* Available in - Harvest, Teak, Chocolate, Nutmeg, Laurel, Walnut, Jarrah, Natural, Ivory, Matt-White &amp; Matt-Black</p>
		Fabric requirement:		
		For 4 Chairs = 1.5 Mts		
		For 6 Chairs = 2.0 Mts		
		For 8 Chairs = 2.5 Mts		
For 10 Chairs = 3.0 Mts				
 <p><b>Oscar</b></p>	<p>Solid American Oak Timber</p>	H.1000 x W.510 x D.525 x SH.470	OS470W	<p>* Available in - Harvest, Teak, Chocolate, Nutmeg, Laurel, Walnut, Jarrah, Natural, Ivory, Matt-White &amp; Matt-Black</p>
		Fabric requirement:		
		For 4 Chairs = 1.5 Mts		
		For 6 Chairs = 2.0 Mts		
		For 8 Chairs = 2.5 Mts		
For 10 Chairs = 3.0 Mts				
 <p><b>Geneva</b></p>	<p>Solid Timber</p>	H.930 x W.470 x D.535 x SH.480	GENEVAW	<p>* Available in - Harvest, Teak, Chocolate, Nutmeg, Laurel, Walnut, Jarrah, Natural, Ivory, Matt-White &amp; Matt-Black</p> <p>*Not available in Vinyl or Leather</p>
		Fabric requirement:		
		For 4 Chairs = 2.0 Mts		
		For 6 Chairs = 3.0 Mts		
		For 8 Chairs = 3.5 Mts		
For 10 Chairs = 4.5 Mts				
Pattern Matching-1mt per chair				

# Chairs Selection

**5 Year  
Structural  
Warranty**

Range	Description	Size	Code	Features & Options
 <b>Mira Stool</b>	Solid Timber	H.990 x W.450 x D.480 x SH.710	MIRASTBW	* Available in - Harvest, Teak, Chocolate, Nutmeg, Laurel, Walnut, Jarrah, Natural, Ivory, Matt-White & Matt-Black
		Fabric requirement:		
		For 2 Stools = 1.0 Mt		
		For 4 Stools = 1.5 Mts		
		For 6 Stools = 2.0 Mts		
		For 8 Stools = 2.5 Mts		
For 10 Stools = 3.0 Mts				
 <b>Casey</b>	Solid Timber	H.965 x W.440 x D.540 x SH.470	CAS100W	* Available in - Harvest, Teak, Chocolate, Nutmeg, Laurel, Walnut, Jarrah, Natural, Ivory, Matt-White & Matt-Black
		Fabric requirement:		
		For 4 Chairs = 1.5 Mts		
		For 6 Chairs = 2.0 Mts		
		For 8 Chairs = 2.5 Mts		
		For 10 Chairs = 3.0 Mts		
 <b>Salina</b>	Solid Timber	H.1020 x W.470 x D.535 x SH.480	SALINAW	* Available in - Harvest, Teak, Chocolate, Nutmeg, Laurel, Walnut, Jarrah, Natural, Ivory, Matt-White & Matt-Black  *Not available in Vinyl or Leather
		Fabric requirement:		
		For 4 Chairs = 2.5 Mts		
		For 6 Chairs = 3.0 Mts		
		For 8 Chairs = 4.0 Mts		
		For 10 Chairs = 5.0 Mts		
Pattern Matching-1mt per chair				
 <b>Metro</b>	Solid Timber	H.935 x W.450 x D.500 x SH.460	MET200W	* Available in - Harvest, Teak, Chocolate, Nutmeg, Laurel, Walnut, Jarrah, Natural, Ivory, Matt-White & Matt-Black
		Fabric requirement:		
		For 4 Chairs = 1.5 Mts		
		For 6 Chairs = 2.0 Mts		
		For 8 Chairs = 2.5 Mts		
		For 10 Chairs = 3.0 Mts		
 <b>Reno</b>	Solid Timber	H.900 x W.480 x D.535 x SH.475	RENOW	* Available in - Harvest, Teak, Chocolate, Nutmeg, Laurel, Walnut, Jarrah, Natural, Ivory, Matt-White & Matt-Black
		Fabric requirement:		
		For 4 Chairs = 1.5 Mts		
		For 6 Chairs = 2.0 Mts		
		For 8 Chairs = 2.5 Mts		
		For 10 Chairs = 3.0 Mts		
 <b>Trent</b>	Solid Timber	H.950 x W.480 x D.530 x SH.480	TRENTW	* Available in - Harvest, Teak, Chocolate, Nutmeg, Laurel, Walnut, Jarrah, Natural, Ivory, Matt-White & Matt-Black
		Fabric requirement:		
		For 4 Chairs = 1.5 Mts		
		For 6 Chairs = 2.0 Mts		
		For 8 Chairs = 2.5 Mts		
		For 10 Chairs = 3.0 Mts		

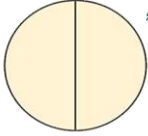
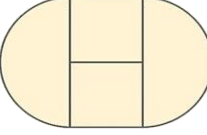
# Tables Selection

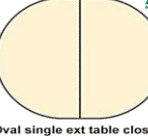
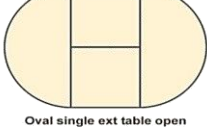
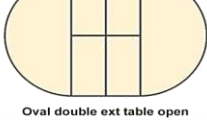
Vada/Lucy	Manufactured from MDF Timber Veneer top
Carol	Manufactured from Hardwood with MDF Timber Veneer top
Ambassador	Manufactured from Solid Timber with MDF Timber Veneer top

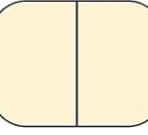
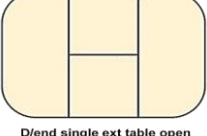
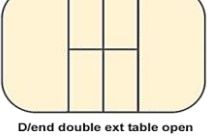
**5 Year  
Structural  
Warranty**



Vada base	Carol / Lucy base	Ambassador base
-----------	-------------------	-----------------

Shape	Description	Size	Code	Code	Code
			Vada Tables	Carol Table	Ambassador Table
 Round single ext table closed   Round single ext table open	<b>Round Tops</b>				
	42" Ext table	Diameter 1080 to 1530 x H.750	Not available	316	218
	42" Fixed top table	Diameter 1080 x H.750	Not available	315	215
	48" Ext table	Diameter 1190 to 1720 x H.750	Not available	313	213
	48" Fixed top table	Diameter 1190 x H.750	Not available	314	214

Shape	Description	Size	Code	Code	Code
			Vada Tables	Lucy Table	Ambassador Table
 Oval single ext table closed   Oval single ext table open   Oval double ext table open	<b>Oval Tops</b>				
	Oval single Ext	L.1190 to 1490 x W.890 x H.750	V/509	Not available	Not available
	Oval single Ext	L.1500 to 1950 x W.890 x H.750	V/510	LUCY359	259
	Oval single Ext	L.1640 to 2090 x W.1040 x H.750	V/511	LUCY352	252
	Oval single Ext	L.1900 to 2350 x W.1040 x H.750	V/512	LUCY319	219
	Oval Double Ext	L.1900 to 2800 x W.1040 x H.750	V/513	Not available	251



Shape	Description	Size	Code	Code	Code	
			Vada Tables	Carol Table	Ambassador Table	
 D/end single ext table closed   D/end single ext table open   D/end double ext table open	<b>D/End Tops</b>					
	D/End single Ext	L.1080 to 1530 x W.1080 x H.750	Not available	318	217	
	D/End single Ext	L.1190 to 1490 x W.890 x H.750	V/508	Not available	Not available	
	D/End single Ext	L.1500 to 1950 x W.890 x H.750	V/517	LUCY317	216	
	D/End single Ext	L.1640 to 2090 x W.1040 x H.750	V/518	LUCY363	261	
	D/End single Ext	L.1900 to 2350 x W.1040 x H.750	V/519	LUCY362	262	
D/End Double Ext	L.1900 to 2800 x W.1040 x H.750	V/520	Not available	260		

**\*All above tables are available in: Harvest, Teak, Chocolate, Nutmeg, Laurel, Walnut, Jarrah, Natural, Ivory, Matt-White & Matt-Black**

# Units Selection

\*Units are manufactured from MDF Timber Veneer

Range	Picture	Description	Adjustable Shelves		Size			Code
			Glass	Timber	W	D	H	
C l a s s i c		Classic 4'6" <u>Buffet only - 2 Base Doors</u>	0	2	1330	480	920	C/202
		Classic 4'6" BNH - 2 Base Doors 2 Clear Glass doors, Mirror Back, Glass Sides	4	2	1330	480	2070	C/200GS
		<i>Classic 4'6" BNH - 2 Base Doors - LIMITED STOCK*</i> 2 Diamond Leadlight doors, Mirror Back, Glass Sides	4	2	1330	480	2070	C/200GSLLD
		Classic 6' <u>Buffet only - 3 Base Doors</u>	0	3	1880	480	920	C/206
		Classic 6' BNH - 3 Base Doors 3 Clear Glass doors, Mirror Back, Glass Sides	6	3	1880	480	2070	C/208GS
		<i>Classic 6' BNH - 3 Base Doors - LIMITED STOCK*</i> 3 Diamond Leadlight doors, Mirror Back, Glass Sides	6	3	1880	480	2070	C/208GSLLD
		Classic 6' <u>Buffet only - 2 Base Doors / 3Drawers</u>	0	2	1880	480	920	C/210
		Classic 6' BNH - 2 Base Doors / 3Drawers 3 Clear Glass doors, Mirror Back, Glass Sides	6	2	1880	480	2070	C/204GS
		<i>Classic 6' BNH - 2 Base Doors / 3Drawers - LIMITED STOCK*</i> 3 Diamond Leadlight doors, Mirror Back, Glass Sides	6	2	1880	480	2070	C/204GSLLD

Range	Picture	Description	Adjustable Shelves		Size			Code
			Glass	Timber	W	D	H	
L o u i s		Louis 4'6" <u>Buffet only - 2 Base Doors / 2 Drawers</u>	0	2	1320	440	890	L/302
		Louis 4'6" BNH - 2 Base Doors / 2 Drawers 2 Clear Glass doors, Mirror Back, Glass Sides	4	2	1320	440	2010	L/300GS
		Louis 6'6" <u>Buffet only - 3 Base Doors / 3 Drawers</u>	0	3	1945	440	890	L/310
		Louis 6'6" BNH - 3 Base Doors / 3 Drawers 3 Clear Glass doors, Mirror Back, Glass Sides	6	3	1945	440	2010	L/308GS
		Louis 6'6" <u>Buffet only - 2 Base Doors / 3 Drawers</u>	0	2	1945	440	890	L/318
		Louis 6'6" BNH - 2 Base Doors / 3 Drawers 3 Clear Glass doors, Mirror Back, Glass Sides	6	2	1945	440	2010	L/316GS

\*All above units are available in:

Harvest, Teak, Chocolate, Nutmeg, Laurel, Walnut, Jarrah, Natural, Ivory, Matt-White & Matt-Black


OPTIONAL EXTRAS	<i>Diamond Lead Light (per door) - LIMITED STOCK*</i>
	Cutlery Division
	Glass or Timber shelf
	Glass door insert on buffet (per door)





# Units Selection

\*Units are manufactured from MDF Timber Veneer

Range	Picture	Description	Adjustable Shelves		Size			Code
			Glass	Timber	W	D	H	
R e g a l		<b>Regal 3' Buffet only with pelmet</b> 2 Base Doors / 1 Drawer	0	1	895	440	795	<b>941</b>
		<b>Regal 3' BNH - 2 Base Doors / 1 Drawer</b> 2 Clear Glass doors, Mirror Back, Glass Sides	2	1	895	440	1950	<b>940GS</b>
		<b>Regal 4'6" Buffet only with pelmet</b> 2 Base Doors / 3 Drawers	0	2	1330	440	795	<b>925</b>
		<b>Regal 4'6" BNH - 2 Base Doors / 3 Drawers</b> 3 Clear Glass doors, Mirror Back, Glass Sides	4	2	1330	440	1950	<b>926GS</b>
		<b>Regal 6' Buffet only with pelmet</b> 4 Base Doors / 2 Drawers	0	2	1760	440	795	<b>924</b>
		<b>Regal 6' BNH - 4 Base Doors / 2 Drawers</b> 4 Clear Glass doors, Mirror Back, Glass Sides	4	2	1760	440	1950	<b>927GS</b>

Range	Picture	Description	Adjustable Shelves		Size			Code
			Glass	Timber	W	D	H	
S a r a h		<b>Sarah 3' Buffet only with pelmet</b> 2 Base Doors / 1 Drawer	0	1	900	440	950	<b>S141</b>
		<b>Sarah 3' BNH - 2 Base Doors / 1 Drawer</b> 2 Clear Glass doors, Mirror Back, Glass Sides	2	1	900	440	2090	<b>S140GS</b>
		<b>Sarah 4'6" Buffet only with pelmet</b> 3 Base Doors / 2 Drawers	0	2	1330	440	950	<b>S143</b>
		<b>Sarah 4'6" BNH - 3 Base Doors / 2 Drawers</b> 3 Clear Glass doors, Mirror Back, Glass Sides	4	2	1330	440	2090	<b>S142GS</b>
		<b>Sarah 6' Buffet only with pelmet</b> 4 Base Doors / 2 Drawers	0	2	1760	440	950	<b>S145</b>
		<b>Sarah 6' BNH - 4 Base Doors / 2 Drawers</b> 4 Clear Glass doors, Mirror Back, Glass Sides	4	2	1760	440	2090	<b>S144GS</b>

\*All above units are available in:



Harvest, Teak, Chocolate, Nutmeg, Laurel, Walnut, Jarrah, Natural, Ivory, Matt-White & Matt-Black




OPTIONAL EXTRAS	Cutlery Division
	Glass or Timber shelf
	Glass door insert on buffet (per door)







# Crystal Units Selection

\*Units are manufactured from MDF  
Timber Veneer

	Range	Description	Shelves	Dimensions			Code
			Glass	W	D	H	
C l a s s i c		<b>Classic 5 x 4 Crystal - Clear Glass Doors</b> 2 Railed Glass Doors, Mirror Back, Glass Sides	3	1130	495	1640	C/212GS
		<b>Classic 5 x 4 Crystal - Diamond Leadlight Doors - LIMITED STOCK*</b> 2 Railed Glass Doors, Mirror Back, Glass Sides	3	1130	495	1640	C/212 GSLLD
		<b>Classic 6 x 4 Crystal - Clear Glass Doors</b> 2 Railed Glass Doors, Mirror Back, Fixed Shelf with Glass Insert	3	1130	495	1830	C/214GS
		<b>Classic 6 x 4 Crystal - Diamond Leadlight Doors - LIMITED STOCK*</b> 2 Railed Glass Doors, Mirror Back, Fixed Shelf with Glass Insert	3	1130	495	1830	C/214GSLLD

	Range	Description	Shelves	Dimensions			Code
			Glass	W	D	H	
L o u i s		<b>Louis Crystal Cabinet - Clear Glass Door</b> 1 Glass Door, Mirror Back, Glass sides	3	695	440	1330	L/332GS
		<b>Louis Crystal Cabinet - Diamond Leadlight Doors - LIMITED STOCK*</b> 1 Glass Door, Mirror Back, Glass sides	3	695	440	1330	L/332GSLLD
		<b>Louis Crystal Cabinet - Clear Glass Door</b> 1 Glass Door, 1 Drawer, Mirror Back, Glass Sides	2	695	440	1330	L/336GS
		<b>Louis Crystal Cabinet - Diamond Leadlight Doors - LIMITED STOCK*</b> 1 Glass Door, 1 Drawer, Mirror Back, Glass Sides	2	695	440	1330	L/336GSLLD
		<b>Louis 5 x 4 Crystal - Clear Glass Doors</b> 2 Glass Doors, Mirror Back, Glass Sides	3	1110	430	1600	L/320GS
		<b>Louis 5 x 4 Crystal - Diamond Leadlight Doors - LIMITED STOCK*</b> 2 Glass Doors, Mirror Back, Glass Sides	3	1110	430	1600	L/320GSLLD

	Range	Description	Shelves	Dimensions			Code
			Glass	W	D	H	
S a r a h		<b>Sarah 4 x 3 Crystal - Clear Glass Doors</b> 2 Glass Doors, Mirror Back, Glass sides	3	940	440	1320	SARAH11GS
		<b>Sarah 4 x 3 Crystal - Diamond Leadlight Doors - LIMITED STOCK*</b> 2 Glass Doors, Mirror Back, Glass sides	3	940	440	1320	SARAH11GSLLD
		<b>Sarah 5 x 3 Crystal - Clear Glass Doors</b> 2 Glass Doors/1 Drawer, Mirror Back, Glass sides	3	940	440	1600	SARAH12GS
		<b>Sarah 5 x 3 Crystal - Diamond Leadlight Doors - LIMITED STOCK*</b> 2 Glass Doors/1 Drawer, Mirror Back, Glass sides	3	940	440	1600	SARAH12GSLLD

	Range	Description	Shelves	Dimensions			Code
			Glass	W	D	H	
D a r c e y		<b>Darcey 4 x 3 Crystal - Clear Glass Doors</b> 2 Glass Doors, Mirror Back, Glass sides	3	940	440	1320	DARCEY11GS
		<b>Darcey 4 x 3 Crystal - Diamond Leadlight Doors - LIMITED STOCK*</b> 2 Glass Doors, Mirror Back, Glass sides	3	940	440	1320	DARCEY11GSLLD
		<b>Darcey 5 x 3 Crystal - Clear Glass Doors</b> 2 Glass Doors/1 Drawer, Mirror Back, Glass sides	3	940	440	1600	DARCEY12GS
		<b>Darcey 5 x 3 Crystal - Diamond Leadlight Doors - LIMITED STOCK*</b> 2 Glass Doors/1 Drawer, Mirror Back, Glass sides	3	940	440	1600	DARCEY12GSLLD







\*All above units are available in: Harvest, Teak, Chocolate, Nutmeg, Laurel, Walnut, Jarrah, Natural, Ivory, Matt-White & Matt-Black

OPTIONAL EXTRAS	<b>Diamond Lead Light (per door) - LIMITED STOCK*</b>
	Glass or Timber shelf

**5 Year  
Structural  
Warranty**




# Entertainment Units Selections

**5 Year  
Structural  
Warranty**





Range	Picture	Description	Shelves	Size			Code
			Timber	W	D	H	
L o u i s		<b>Louis 6' Plasma Unit with 2 Doors</b> Open centre: W.530 x D.580 x H.525mm with adjustable timber shelves	3	1735	540	700	L/344
		<b>Louis 6' Plasma Unit with 4 Drawers</b> Open centre: W.530 x D.580 x H.525mm Inside drawers: W.480 x D.525 x H.220mm with adjustable timber shelf	1	1735	540	700	L/344DR
Range	Picture	Description	Shelves	Size			Code
V o g u e		<b>Vogue 6' Buffet - 2 Timber Doors</b> 4 Doors / 1 Drawer with adjustable timber shelves	3	1750	445	890	V/1746TD
		<b>Vogue 6' Buffet - 2 Frosted Outer Doors</b> 4 Doors / 1 Drawer with adjustable timber shelves	3	1750	445	890	V/1746GD
		<b>Vogue 5' Plasma - 4 Drawers</b> Open centre: W.460 x D.580 x H.450mm Inside drawers: W.415 x D.500 x H.200mm with adjustable timber shelf	1	1490	580	590	V/1490D
	Photo not available	<b>Vogue 5' Plasma - 2 Timber Doors</b> Open centre: W.460 x D.580 x H.450mm with adjustable timber shelves	3	1490	580	590	V/1490T
		<b>Vogue 6' Plasma - 4 Drawers</b> Open centre: W.760 x D.580 x H.450mm Inside drawers: W.415 x D.500 x H.200mm with adjustable timber shelf	1	1790	580	590	V/1790D
		<b>Vogue 6' Plasma - 2 Timber Doors</b> Open centre: W.760 x D.580 x H.450mm with adjustable timber shelves	3	1790	580	590	V/1790T
	Photo not available	<b>Vogue 6' Plasma - 2 Frosted Outer Doors</b> Open centre: W.760 x D.580 x H.450mm with adjustable timber shelves	1	1790	580	590	V/1790GD
		<b>Vogue 7' Plasma - 4 Drawers</b> Open centres: W.525 x D.580 x H.450mm (section) Inside drawers: W.415 x D.500 x H.200mm with adjustable timber shelves	2	2090	580	590	V/2090D
	Photo not available	<b>Vogue 7' Plasma - 2 Timber Doors</b> Open centres: W.525 x D.580 x H.450mm (section) with adjustable timber shelves	4	2090	580	590	V/2090T
	Photo not available	<b>Vogue 7' Plasma - 2 Frosted Outer Doors</b> Open centres: W.525 x D.580 x H.450mm (section) with adjustable timber shelves	4	2090	580	590	V/2090GD

\*All above units are available in: **Harvest, Teak, Chocolate, Nutmeg, Laurel, Walnut, Jarrah, Natural, Ivory, Matt-White & Matt-Black**





## Chelsea table & Occasional

Range	Description	Size	Code	Options
	<b>Solid Hardwood with MDF Timber Veneer top</b>	L.1790 x W.1040 x H.750	<b>C100</b>	*Available in - Harvest, Teak, Chocolate, Nutmeg, Laurel, Walnut, Jarrah, Natural, Ivory, Matt-White & Matt-Black  
		L.2090 x W.1040 x H.750	<b>C102</b>	
		L.2390 x W.1040 x H.750	<b>C104</b>	
		L.1790 x W.890 x H.750	<b>C106</b>	
		L.1490 x W.890 x H.750	<b>C108</b>	
		L.1190 x W.890 x H.750	<b>C110</b>	
		L.1190 x W.1190 x H.750 - Square	<b>C112</b>	
	<b>Solid Hardwood with MDF Timber Veneer top</b>	Coffee L.1190 x W.590 x H.420	<b>C146</b>	
		Coffee L.890 x W.890 x H.420	<b>C144</b>	
		Lamp L.590 x W.590 x H.420	<b>C148</b>	





## Classic Occasional

Range	Description	Size	Code	Options
	MDF Timber Veneer Coffee	L.1190 x W.590 x H.420	<b>C/242</b>	*Available in - Harvest, Teak, Chocolate, Nutmeg, Laurel, Walnut, Jarrah, Natural, Ivory, Matt-White & Matt-Black  
	MDF Timber Veneer Coffee	L.890 x W.890 x H.420	<b>C/240</b>	
	MDF Timber Veneer Lamp	L.590 x W.590 x H.420	<b>C/244</b>	

## Regency Occasional

Range	Description	Size	Code	Options
<b>OBLONG</b> 	MDF Timber Veneer	Oblong Coffee L.1160 x W.560 x H.420	<b>645</b>	*Available in - Harvest, Teak, Chocolate, Nutmeg, Laurel, Walnut, Jarrah, Natural, Ivory, Matt-White & Matt-Black  
		Oblong Lamp L.560 x W.560 x H.420	<b>640</b>	
<b>OVAL/ROUND</b> 	MDF Timber Veneer	Oval Coffee L.1160 x W.560 x H.420	<b>646</b>	
		Round Lamp L.560 x W.560 x H.420	<b>641</b>	
<b>D/END</b> 	MDF Timber Veneer	D/end Coffee L.1160 x W.560 x H.420	<b>647</b>	
		D/end Lamp L.560 x W.560 x H.420	<b>642</b>	

## Deco Occasional

Range	Description	Size	Code	Options
	MDF Timber Veneer Coffee FIXED SHELF	L.1190 x W.590 x H.415	<b>D100</b>	*Available in - Harvest, Teak, Chocolate, Nutmeg, Laurel, Walnut, Jarrah, Natural, Ivory, Matt-White & Matt-Black  
	MDF Timber Veneer Coffee 1 DRAWER	L.1190 x W.590 x H.415 Steel drawer, CD / Video storage 180	<b>D180</b>	
	MDF Timber Veneer Coffee 2 DRAWERS	L.1190 x W.590 x H.415 Steel drawers, CD / Video storage 360	<b>D360</b>	



# Mondo Range

**5 Year  
Structural  
Warranty**


Range	Description	Size	Code	Features & Options
	<p>Manufactured from: Tassie oak enriched with natural timber veneers on MDF substrate when in standard stains, Radiata pine with raw MDF when in Ivory, Matt-white &amp; Matt-Black</p>	H.1080 x W.460 x D.570 x SH.470	<b>MONDOW</b>	<p>* Available in - Harvest, Teak, Chocolate, Nutmeg, Laurel, Walnut, Jarrah, Natural, Ivory, Matt-White &amp; Matt-Black</p>
		Fabric requirement:		
		For 4 Chairs = 6.4 Mts		
		For 6 Chairs = 9.6 Mts		
		For 8 Chairs = 12.8 Mts		
For 10 Chairs = 16 Mts				
		<i>Fabric required - 1.6mts per chair</i>		
	<p>Manufactured from: Tassie oak enriched with natural timber veneers on MDF substrate when in standard stains, Radiata pine with raw MDF when in Ivory, Matt-white &amp; Matt-Black</p>	L.1220 x W.1220 x H.760 (single base)	<b>M113</b>	<p>* Available in - Harvest, Teak, Chocolate, Nutmeg, Laurel, Walnut, Jarrah, Natural, Ivory, Matt-White &amp; Matt-Black</p>
		L.1520 x W.1220 x H.760 (single base)	<b>M115</b>	
	<p>Manufactured from: Tassie oak enriched with natural timber veneers on MDF substrate when in standard stains, Radiata pine with raw MDF when in Ivory, Matt-white &amp; Matt-Black</p>	L.1820 x W.1220 x H.760	<b>M103</b>	
		L.2120 x W.1220 x H.760	<b>M117</b>	
		L.2420 x W.1220 x H.760	<b>M104</b>	
		L.2720 x W.1220 x H.760	<b>M118</b>	
		L.3020 x W.1220 x H.760	<b>M116</b>	
	<p>Manufactured from: Tassie oak enriched with natural timber veneers on MDF substrate when in standard stains, Radiata pine with raw MDF when in Ivory, Matt-white &amp; Matt-Black</p>	<p><b>Mondo 6' Plasma</b> H.500 x W.1850 x D.600 2 Doors/ 1 Drawer/ Silver knob Handles Inside drawer: W.690 x D.325x H.160 Inside Doors: W.455 x D.395 x H.390</p>	<b>M1850</b>	<p>* Available in - Harvest, Teak, Chocolate, Nutmeg, Laurel, Walnut, Jarrah, Natural, Ivory, Matt-White &amp; Matt-Black</p>
	<p>Manufactured from: Tassie oak enriched with natural timber veneers on MDF substrate when in standard stains, Radiata pine with raw MDF when in Ivory, Matt-white &amp; Matt-Black</p>	<p><b>Mondo 7' Plasma</b> H.500 x W.2150 x D.600 2 Doors/ 2 Drawers/ Silver knob Handles Inside drawers: W.450 x D.325 x H.160 Inside Doors: W.455 x D.395 x H.160</p>	<b>M2090TD</b>	<p>* Available in - Harvest, Teak, Chocolate, Nutmeg, Laurel, Walnut, Jarrah, Natural, Ivory, Matt-White &amp; Matt-Black</p>
	<p>Manufactured from: Tassie oak enriched with natural timber veneers on MDF substrate when in standard stains, Radiata pine with raw MDF when in Ivory, Matt-white &amp; Matt-Black</p>	<p><b>Mondo 6' Buffet</b> H.830 x W.1750 x D.445 4 Doors/ 1 Drawer/ 5 Timber shelves/ Silver knob Handles</p>	<b>M1780TD</b>	<p>* Available in - Harvest, Teak, Chocolate, Nutmeg, Laurel, Walnut, Jarrah, Natural, Ivory, Matt-White &amp; Matt-Black</p>
	<p>Manufactured from: Tassie oak enriched with natural timber veneers on MDF substrate when in standard stains, Radiata pine with raw MDF when in Ivory, Matt-white &amp; Matt-Black</p>	<b>Mondo Coffee table (A)</b> H.410 x W.600 x L.1200	<b>M1200A</b>	<p>* Available in - Harvest, Teak, Chocolate, Nutmeg, Laurel, Walnut, Jarrah, Natural, Ivory, Matt-White &amp; Matt-Black</p>
		<b>Mondo Lamp table (A)</b> H.410 x W.600 x L.600	<b>M600A</b>	
	<p>Manufactured from: Tassie oak enriched with natural timber veneers on MDF substrate when in standard stains, Radiata pine with raw MDF when in Ivory, Matt-white &amp; Matt-Black</p>	<b>Mondo Coffee table (B)</b> H.410 x W.600 x L.1200	<b>M1200B</b>	<p>* Available in - Harvest, Teak, Chocolate, Nutmeg, Laurel, Walnut, Jarrah, Natural, Ivory, Matt-White &amp; Matt-Black</p>
		<b>Mondo Lamp table (B)</b> H.410 x W.600 x L.600	<b>M600B</b>	
	<p>Manufactured from: Tassie oak enriched with natural timber veneers on MDF substrate when in standard stains, Radiata pine with raw MDF when in Ivory, Matt-white &amp; Matt-Black</p>	<b>Mondo Hall stand 1200</b> H.760 x W.1200 x D.385	<b>M1200</b>	<p>* Available in - Harvest, Teak, Chocolate, Nutmeg, Laurel, Walnut, Jarrah, Natural, Ivory, Matt-White &amp; Matt-Black</p>
		<b>Mondo Wall hung Mirror - Small 650</b> H.900 x W.650 x D.45	<b>WHM650</b>	
		<b>Mondo Hall stand 1500</b> H.760 x W.1470 x D.385	<b>M1500</b>	
		<b>Mondo Wall hung Mirror - Large 1235</b> H.650 x W.1235 x D.45	<b>WHM1235</b>	

**Mondo range is manufactured from: Tassie oak enriched with natural timber veneers on MDF substrate when in standard stains, Radiata pine with raw MDF when in Ivory, Matt-White & Matt-Black**



# Mondo Bedroom




**5 Year Structural Warranty**

Range	Description	Size	Code	Features & Options	
	<b>Queen</b> Overall Dimensions	L.2680 x W.1660 x Slats Height.250mm	<b>MQB300</b>	* Available in - Harvest, Teak, Chocolate, Nutmeg, Laurel, Walnut, Jarrah, Natural, Ivory, Matt-White & Matt-Black	
	Bed head	W.1660 x H.1200 x D.300	<b>MQBH300</b>		
	Bed foot	W.1660 x H.430 x D.300	<b>MQBF300</b>		
	Mattress frame Dimensions	L.2080 x W.1580			
	<b>4 Piece suite Queen</b>	1xQS Bed, 2 side tables and a 4 drawer tall boy 645W			<b>M4PQ4D645</b>
		1xQS Bed, 2 side tables and a 4 drawer tall boy 885W			<b>M4PQ4D885</b>
		1xQS Bed, 2 side tables and a 5 drawer tall boy 645W			<b>M4PQ5D645</b>
		1xQS Bed, 2 side tables and a 5 drawer tall boy 885W			<b>M4PQ5D885</b>
1xQS Bed, 2 side tables and a 6 drawer tall boy 645W			<b>M4PQ6D645</b>		
1xQS Bed, 2 side tables and a 6 drawer tall boy 885W			<b>M4PQ6D885</b>		
	<b>King</b> Overall Dimensions	L.2680 x W.1960 x Slats Height.250mm	<b>MKB300</b>	* Available in - Harvest, Teak, Chocolate, Nutmeg, Laurel, Walnut, Jarrah, Natural, Ivory, Matt-White & Matt-Black	
	Bed head	W.1960 x H.1200 x D.300	<b>MKBH300</b>		
	Bed foot	W.1960 x H.430 x D.300	<b>MKBF300</b>		
	Mattress frame Dimensions	L.2080 x W.1880			
	<b>4 Piece suite King</b>	1 KS Bed, 2 side tables and a 4 drawer tall boy 645W			<b>M4PK4D645</b>
		1 KS Bed, 2 side tables and a 4 drawer tall boy 885W			<b>M4PK4D885</b>
		1xKS Bed, 2 side tables and a 5 drawer tall boy 645W			<b>M4PK5D645</b>
		1xKS Bed, 2 side tables and a 5 drawer tall boy 885W			<b>M4PK5D885</b>
1xKS Bed, 2 side tables and a 6 drawer tall boy 645W			<b>M4PK6D645</b>		
1xKS Bed, 2 side tables and a 6 drawer tall boy 885W			<b>M4PK6D885</b>		
	Bed side Table	W. 550 x H. 550 x 450mm deep	<b>MBS2DR</b>	* Available in - Harvest, Teak, Chocolate, Nutmeg, Laurel, Walnut, Jarrah, Natural, Ivory, Matt-White & Matt-Black	
	Tall boy 4 Drawers	W. 645 x H. 1000 x 450mm deep	<b>MTB4DR645</b>	* Available in - Harvest, Teak, Chocolate, Nutmeg, Laurel, Walnut, Jarrah, Natural, Ivory, Matt-White & Matt-Black	
		W. 885 x H. 1000 x 450mm deep	<b>MTB4DR885</b>		
	Tall boy 5 Drawers	W. 645 x H. 1300 x 450mm deep	<b>MTB5DR645</b>		
		W. 885 x H. 1300 x 450mm deep	<b>MTB5DR885</b>		
	Tall boy 6 Drawers	W. 645 x H. 1300 x 450mm deep	<b>MTB6DR645</b>		
		W. 885 x H. 1300 x 450mm deep	<b>MTB6DR885</b>		

**Mondo range is manufactured from: Tassie oak enriched with natural timber veneers on MDF substrate when in standard stains, Radiata pine with raw MDF when in Ivory, Matt-White & Matt-Black**

# Imported Bedroom

**12 Months Warranty**

Range	Description	Size	Code	Features & Options
	<b>LAWSON</b>  QUEEN BED in PU	W.1610 x D.2010 x BH H.870 x BF H.310mm  *Mattress not included	<b>5150Q</b>	Available in; Chocolate PU  <b>Supplied Flat Pack (4 cartons)</b>
	<b>BOSTON</b>  QUEEN BED in PU	W.1610 x D.2010 x BH H.1050 x BF H.345mm  *Mattress not included	<b>5155Q</b>	Available in; Chocolate PU  <b>Supplied Flat Pack (4 cartons)</b>
	<b>MANHATTAN</b>  QUEEN BED in PU	W.1610 x D.2010 x BH H.1140 x BF H.260mm  *Mattress not included	<b>5159Q</b>	Available in; Black PU & White PU  <b>Supplied Flat Pack (3 cartons)</b>




# Oslo range

**5 Year Structural Warranty**

Range	Description	Size			Code	Options	
 <p><b>Oslo</b></p>	<i>Solid American Oak Timber</i>	<b>H.960 x W.480 x D.540 x SH.470</b>			<b>OSLO480W</b>	* Available in - Harvest, Teak, Chocolate, Nutmeg, Laurel, Walnut, Jarrah, Natural, Ivory, Matt-White & Matt-Black	
	<i>Solid American Oak with Timber Veneer top</i>	<b>L.1800 x W.1000 x H.750</b>			<b>OSLO1800</b>	* Available in - Harvest, Teak, Chocolate, Nutmeg, Laurel, Walnut, Jarrah, Natural, Ivory, Matt-White & Matt-Black	
 <p><b>LIMITED STOCK</b></p>	<i>Solid American Oak with Timber Veneer top</i>	Lamp	<b>L.610 x W.610 x H.560</b>		<b>OSLO610</b>	* Available in - White Wash, Ivory, Matt-White & Matt-Black	
 <p><b>LIMITED STOCK</b></p>	<i>Solid American Oak with Timber Veneer top</i>	Oslo Buffet	W 1500	D 450	H 850	<b>OSLO1500</b>	* Available in - Harvest, Teak, Chocolate, Nutmeg, Laurel, Walnut, Jarrah, Natural, Ivory, Matt-White & Matt-Black

# Oscar range

**5 Year Structural Warranty**

Range	Description	Size			Code	Options
 <p><b>Oscar</b></p>	<b><i>Solid American Oak Timber</i></b>	<b>H.1000 x W.510 x D.525 x SH.470</b>			<b>OS470W</b>	* Available in - Harvest, Teak, Chocolate, Nutmeg, Laurel, Walnut, Jarrah, Natural, Ivory, Matt-White & Matt-Black
	<i>Solid American Oak with Timber Veneer top</i>	<b>L.2000 x W.1000 x H.750</b>			<b>OS2000</b>	* Available in - Harvest, Teak, Chocolate, Nutmeg, Laurel, Walnut, Jarrah, Natural, Ivory, Matt-White & Matt-Black
 <p><b>LIMITED STOCK</b></p>	<i>Solid American Oak with Timber Veneer top</i>	Coffee	<b>L.1200 x W.600 x H.560</b>		<b>OS1200</b>	* Available in Oak, Ivory, Matt-White & Matt-Black
		Lamp	<b>L.600 x W.600 x H.560</b>		<b>OS600</b>	* Available in Oak & all stains



# FULLY IMPORTED PRODUCTS

## 12 Months Warranty



### Chair Selections

Range	Description	Size	Code	Features & Options
 <p><b>Latina</b> <b>New</b></p>	<p><i>Solid timber with chocolate PU vinyl &amp; Nutmeg Stained Legs</i></p> <p><i>*Available only as shown</i></p>	H.1065 x W.465 x D.580 x SH.485	<b>2194EPU</b>	<p><b>* Available only as shown</b></p> <p><b>12 Months Warranty</b></p>
 <p><b>Sheba</b> <b>New</b></p>	<p><i>Solid timber with chocolate PU vinyl &amp; Nutmeg Stained Legs</i></p> <p><i>*Available only as shown</i></p>	H.970 x W.480 x D.610 x SH.485	<b>2214EPU</b>	<p><b>* Available only as shown</b></p> <p><b>12 Months Warranty</b></p>
 <p><b>Chelsea C10</b></p>	<p><i>Solid Timber with Brown Leather Cover &amp; Chocolate Stained Legs</i></p> <p><i>*Available only as shown</i></p>	H.998 x W.590 x D.460 x SH.470	<b>C10</b>	<p><b>* Available only as shown</b></p> <p><b>12 Months Warranty</b></p>
 <p><b>Londra PU</b></p>	<p><i>Solid Timber with Brown PU Vinyl &amp; Chocolate Stained Legs</i></p> <p><i>*Available only as shown</i></p>	H.998 x W.590 x D.570 x SH.470	<b>LONDRAPU</b>	<p><b>* Available only as shown</b></p> <p><b>12 Months Warranty</b></p>
 <p><b>Winston</b></p>	<p><i>Solid Timber with Brown Leather &amp; Natural stained Legs</i></p> <p><i>*Available only as shown</i></p>	H.960 x W.460 x D.565 x SH.485	<b>WIN100</b>	<p><b>* Available only as shown</b></p> <p><b>12 Months Warranty</b></p>
 <p><b>Metro</b></p>	<p><i>Solid Timber with fabric cover &amp; Chocolate stained frame</i></p> <p><i>*Available only as shown</i></p>	H.935 x W.450 x D.500 x SH.460	<b>MET200CH</b>	<p><b>* Available only as shown</b></p> <p><b>12 Months Warranty</b></p>
 <p><b>Casey</b></p>	<p><i>Solid Timber with suede fabric colour Salmon &amp; Chocolate stained frame</i></p> <p><i>*Available only as shown</i></p>	H.965 x W.440 x D.540 x SH.470	<b>CAS100CH</b>	<p><b>* Available only as shown</b></p> <p><b>12 Months Warranty</b></p>

### Settings Selection

Range	Description	Size	Code	Options
 <p><b>Londra</b></p>	<b>Solid Timber Veneer top</b>	L.1800 x W.1000 x H.760	<b>LONDRA1800</b>	<p><b>*Available in Chocolate only</b></p> <p><b>12 Months Warranty</b></p>
		LONDRA 7 Pce Dining	<b>LONDRA7PC</b>	
		LONDRA 9 Pce Dining	<b>LONDRA9PCR</b>	
 <p><b>Logan</b></p> <p><b>TABLE: Solid Timber</b></p>	<b>LOGAN TABLE</b>	L.1800 x W.1000 x H.750	<b>LO1800</b>	<p><b>*Available in Chocolate only</b></p> <p><b>12 Months Warranty</b></p>
		CASEY 7 Pce Dining	<b>CAS100CH7PC</b>	
		CASEY 9 Pce Dining	<b>CAS100CH9PCR</b>	

### Ocassional

Range	Description	Size	Code	Options
  <p><b>Londra</b></p>	<b>Solid Timber Veneer top</b>	Coffee L.900 x W.900x H.560	<b>LONDRA900</b>	<p><b>*Available in Chocolate only</b></p> <p><b>12 Months Warranty</b></p>
		Lamp L.600 x W.600 x H.560	<b>LONDRA600</b>	





**SUNDOWN**  
FURNITURE

## 5 YEAR STRUCTURAL WARRANTY

(Against Defects)

Our Guarantees to you (please refer to our full terms and conditions):

Our goods come with guarantees that cannot be excluded under the Australian Consumer Law. You are entitled to a replacement or refund for a major failure and for compensation for any other reasonably foreseeable loss or damage. You are also entitled to have the goods repaired or replaced if the goods fail to be of acceptable quality and the failure does not amount to a major failure.

The benefits of this warranty are in addition to any rights and remedies imposed by Australian State and Federal legislation that cannot be excluded. Nothing in this warranty is to be interpreted as excluding, restricting or modifying any State or Federal legislation applicable to the supply of goods and services which cannot be excluded, restricted or modified.

Subject to the Warranty Terms and Conditions and the Warranty Claim Procedure, the manufacturer warrants this product to be free of manufacturing or material defect for months from the date of purchase.

## Warranty Claim Procedure

In order to make a warranty claim you must follow the procedure outlined below:

1. You must contact your place of purchase and provide a proof of purchase to register a claim.
2. The retailer will make a qualifying investigation. You must provide the following to the retailer:

- A. A copy of the proof of purchase.
  - B. If at all possible - supply photos showing the issue claimed – preferably in electronic form for transmission to the supplier. While not mandatory this will speed the processing of your claim considerably.
  - C. Clearly state the grounds for the claim and describe any relevant circumstances.
  - D. An assurance that the product has not been damaged, incorrectly assembled, installed or operated, exposed to the elements, negligently treated, or misused. Any false representations may void your claim and constitute a breach in law.
3. A form detailing the claim must be completed and lodged with your place of purchase.

4. The retailer will submit the claim in writing to the manufacturer of the furniture who will handle the claim. You will be contacted by a representative of the manufacturer who will respond to bona fide claims in a timely manner.
5. You may be required to make the product available for inspection Mon – Fri between 9am and 5pm at a location specified by the manufacturer, this may be your house or the retailers' showroom.

6. The product may only be returned to the manufacturer after approval, in writing, by an authorized office of the manufacturer.



**Quality assured, care & warranty**



**Address** 23 – 31 Bliss Court, Derrimut, VIC 3080  
**Postal** P.O. Box 391, Sunshine, VIC 3020  
**Ph** (03) 8368 2255 **Fax** (03) 8368 2277  
**E-mail** [sundown@sfi.com.au](mailto:sundown@sfi.com.au)  
**[www.sundown.com.au](http://www.sundown.com.au)**



## ABOUT YOUR SELECTION

**Congratulation on your new purchase and thank you for selecting a SUNDOWN product. We trust that you will have many years of use and enjoyment.**

Sundown is an Australian owned furniture manufacturer based in Melbourne and in operation since 1983.

Our products range from tables, chairs, buffet and hutches, occasional and entertainment units, both in traditional and contemporary designs.

**The origin of our products vary from, Australian made, to Made in Australia with imported and local materials to imported product.** It is tagged accordingly save human error. *(ask your retailer if in doubt)*

Due to the origin of our products we are able to provide a vast range to our customers that include, over 5000 combinations and sixteen(16) different stains to choose from and unlimited fabric choices, provided these fabrics are available in Australia. You can also supply your own fabric.

*Note: Some of our stains are not available in all products as well as leather/vinyl not available in all chairs.*

*Visit our website [www.sf.com.au](http://www.sf.com.au) or ask your retailer.*

**Timbers Used:** Various sustainable and legally harvested timber used for our product including Vic Ash, Plantation Oak, Radiata Pine, European Beech and Ash. These timbers are used either in solids or as veneers on MDF or particleboard substrate.

The timber used for the product you have purchased is not all of the above but a combination of some of the above, it depends on the item and stain you have selected – your retailer can explain.

Wall units and table tops are made out of timber veneer on MDF substrate, thus providing extra strength and stability overall – **NO DISTORTION IS POSSIBLE.**

Table frames (undercarriage) are made out of solid timbers as stated above, table legs are a combination of solid timbers and some out of timber veneers on MDF substrate - we have found these to be more stable and reliable than the solid timber ones (trouble free).

## SPECIAL NOTE

Since wood is a natural material, you may notice light variations in the shades of different wooden elements in the piece or pieces. Also, if you have bought these products at different times, variations in colour and shade may be caused by climatic/environmental factors, or the period of time that has passed between purchases. We do not consider that variations outlined above to be valid reasons for claims and/or returns. Light globes would also make the product look different in colours (this would depend on light globe).

**Timber 'a natural product';** Timber is 'alive' and is subject to the natural movement inherent in solid timber, which occurs with the variations in the humidity levels of the atmosphere between areas and seasons. While Sundown products are suited to the majority of domestic (some products commercial) applications, we do not recommend its use to arid or extreme conditions.

**Stains;** Stains and varnishes are also subject to climatic/environmental factors, a newly polished product would most likely always look different from the floor model or a product purchased earlier. It is more evident in the lighter stains. This is normal, as the sunlight's UV rays would always change the shade of any natural product. The new product would mellow over time and look closer to the older one.

**Sunlight;** Sunlight's ultra-violet rays can damage wood finishes, and can also change the shade of your furniture. As this furniture is made out of many different wooden elements, it is possible for the timber elements to look different in shade if exposed to sunlight for long time. **Arrange furniture out of direct sunlight.** Use sun-screening drapes during intense sunlight hours, rotate furniture in place and room arrangement.

**Caring for your furniture;** Caring for furniture is easy, by following a few simple guidelines will help extend the life of your furniture. The beauty of furniture care is that it helps to protect your investment. As fine furniture is an important purchase, proper care will help maintain your furniture and ensure that it looks great year after year.

**The enemies of furniture;** Many common problems in furniture are caused by some elements. If you are aware of these, the resulting damage can be easily avoided. **Liquids;** Liquid spills will damage furniture if not removed promptly. Use coasters under beverage glasses and saucers under cups and flowerpots. **If a spill occurs, immediately blot it gently without rubbing the surface.**

**Heat;** Heat creates a chemical change in the furniture finish which can result in a white spot. Use protective mats under hot dishes, utensils or cooking appliances. Cyclic changes in temperature can damage furniture. Placing furniture near to central heating radiators and air ducts should be avoided because this causes extreme localized drying of the wood.

**Dusting;** Always dust with a damp cloth, this will help eliminate the scratching that occurs with dry dusting. Dust will scratch furniture if not removed quickly. Use a soft clean cloth that won't scratch the surface and avoid coarse materials or fabrics. **Never dry dust,** as it could cause microscopic scratches on your furniture surface. Remember to change dusting cloths frequently since a dirty cloth may scratch the surface.

## CLEANING PRODUCTS

**“DO NOT USE PRODUCTS THAT CONTAIN SILICON”**  
if you do, and in the event that you may have to re-polish the furniture in later years it would not be possible. **Always Use the same furniture-cleaning product** as if you don't, your furniture may appear cloudy. Apply the product evenly on the surface and always wipe in the direction of the grain with a clean damp cloth *(Follow the instructions of your furniture cleaning product).*

**Fabric care;** Follow the instruction on the "CARE LABEL" the label can be found under the dining chair seat. If you have supplied us with the fabric you must obtain the care instructions from the place you have purchased the fabric.

**WARNING:** It is important that lights fitted in WALL UNITS are not used for illuminating and should not exceed 6 HOURS of continuous use.



## WARRANTY TERMS AND CONDITIONS

- (a) The merchandise purchased will have a warranty against defective workmanship pertaining to the structure only. The material used in covering the structure such as Fabrics Leather, Vinyl, other Cover, or foam Filling are guaranteed by the supplier of the material. Sundown will only act in accordance with their instructions should a complaint arise.
- (b) This warranty is not transferable, it applies only to the consumer that purchased the product from the retailer invoiced by the manufacturer ("purchaser").
- (c) The manufacturer will remedy any bona-fide claim by either, in its sole discretion, repairing or replacing the product free of charge.
- (d) If inspection and testing finds no fault, the purchaser must pay the manufacturer's usual costs of service work, evaluation and testing.
- (e) The manufacturer reserves the right to replace defective parts of the product with parts and components of similar quality, grade and composition where an identical part or component is not available.
- (f) Products presented for repair may be replaced by refurbished products of the same type rather than being repaired. Refurbished parts may be used to repair the product.
- (g) The manufacturer is responsible for transit damage that occurs while freight is the manufacturer's responsibility. Otherwise risk passes to the purchaser once the product is delivered to the nominated location.
- (h) Transit damage must be claimed within seven (7) weekdays of receipt.
- (i) Freight costs for warranty claims will be borne by the purchaser from the nominated point of delivery. The manufacturer will only be responsible for return freight from the original delivery point.
- (j) It is the responsibility of the purchaser to ensure that the product is delivered in good order. The manufacturer will not accept any attempts to extend warranty terms. The manufacturer's responsibilities are not changed by receipt of products which say that "goods are subject to checking".
- (k) Claims for damaged products will not be accepted if documentary evidence shows that the purchaser or their agents received the products in good order and condition.
- (l) This warranty does not apply if:
  - i. the product has not been assembled, maintained, cleaned, installed or operated in accordance with the manufacturer's instructions or recommendations;
  - ii. the product has been subjected to abuse, improperly treated, neglected, or misused;
  - iii. the product has been exposed to the elements; and/or
  - iv. repairs, maintenance or service have been done by an unauthorised person.
- (m) This warranty does not extend to chips, scratches or marks occurring in timber.
- (n) This warranty does not extend to products which are intended for commercial use, unless agreed in writing by Sundown Furniture.
- (o) SPECIFIC EXCLUSIONS – TIMBER FURNITURE  
The following specific warranties and product specific issues relate to timber furniture. The natural features of timber result in finished products that display variation and individual characteristics. Specific requests that impact on manufacture limit the manufacturer's ability to minimise variation and in cases such as the request for unsealed product, it may even result in surface checking, warping, staining and other such problems. Where possible the manufacturer will explain the situation to the purchaser at the time of order placement.
  - v. PRODUCT ORDERED RAW - Warranty claims relating to products specifically ordered to be supplied in raw unpolished finish will be limited to manufacturing or material faults which do not relate to the raw finish. Surface checking, warping staining and other problems directly related to the supply of product in raw form will not be covered by warranty.
  - vi. COLOUR CONSISTENCY - Due to the natural variations and characteristics of the material the manufacturer cannot guarantee total uniformity of colour within any one piece of furniture, especially those products made of leather, timbers and stones.
  - vii. COLOUR MATCHING - The manufacturer cannot guarantee colour matching with products not manufactured by it.
- (p) A minimum service call charge of \$110.00 will apply where the manufacturer is requested to attend to works or repairs that are not covered by this warranty.
- (q) The manufacturer makes no express warranties or representations other than set out in this warranty.
- (r) The repair or replacement of the product or part of the product is the absolute limit of the manufacturer's liability under this express warranty.
- (s) In the event of a dispute regarding warranty, the matter will be adjudicated by a recognised industry conciliator/ mediator. A list of approved industry conciliators/mediators is available from the State Offices of the Furnishing Industry Association of Australia (FIAA). [www.fiaa.com.au](http://www.fiaa.com.au)



▲ Detach here ▲

# Warranty against Defects Claim Form

Date		
------	--	--

Retailer Name		
Address		
Suburb	State	Postcode
Contact:		
Phone	Fax	
Email		

Manufacturer's name		
Product name/model		
Manufacturer's Invoice #	Invoice Date	
Claim cannot proceed until this is provided.		

Customer Name		
Address		
Suburb	State	Postcode
Contact		
Daytime Phone	Fax	
Email		
Retailer's Invoice #	Invoice Date	

**ATTACH PHOTOCOPY OF INVOICE – CLAIM CANNOT PROCEED UNTIL THIS IS SIGHTED.**

Is the claimant the original purchaser of the goods?  YES  NO

Have photos showing the issue been supplied? – this will speed up the process for all concerned.  YES  NO

Customer Statement detailing issue <small>(Please attach a piece of paper with any additional information if you have insufficient space to answer on this document)</small>

Signed as a true and complete statement
---

## Retailer Inspection Details

Name of person inspecting
---------------------------

Inspection Comments/Recommendation

Manufacturers Recommendation

## COMPANY REPRESENTATIVES

STATE	NAME	MOBILE NO.	FAX NUMBER
<b>VIC (Melb - Metro) &amp; WA</b>	<b>Sundown Furniture</b> email: sundown@sf.com.au	<b>(03) 8368 2255</b>	<b>(03) 8368 2277</b>
<b>VIC</b> (Country)	<b>Jo Burckhardt (Jaybee Agencies)</b> email: jburckhardt@optusnet.com.au	<b>0418 553 473</b>	<b>(03) 9873 4682</b>
<b>ACT</b> (Southern N.S.W)	<b>Kaine Miers (Kentbrooke)</b> email: kainemiers@optusnet.com.au	<b>0438 642 159</b>	<b>(02) 6299 9955</b>
<b>NSW</b> (Sydney - Metro)	<b>Nick Hoare (NJH Agencies)</b> email: njhoare@me.com	<b>0400 400 143</b>	
<b>NSW</b> (Newcastle/Central Coast)	<b>Merv Sherring (M &amp; J Sherring Agencies)</b> email: mjsherring@yahoo.com.au	<b>0408 680 605</b>	
<b>NSW</b> (North & North West)	<b>Phillip Muirhead</b> email: pmuirhead@exemail.com.au	<b>0408 680 604</b>	<b>(02) 4954 2006</b>
<b>QLD</b>	<b>Darren Barber (PEB Agencies)</b> email: darrenbarber@pebagencies.com.au	<b>0418 745 686</b>	<b>(07) 3822 4698</b>
<b>S.A.</b>	<b>Trevor Parham (Macpar)</b> email: macpar@bigpond.com.au	<b>0418 836 228</b>	<b>(08) 8377 0008</b>
<b>TAS</b>	<b>Russell Neil</b> email: r.neil@optusnet.com.au	<b>0412 496 197</b>	<b>(03) 5242 8479</b>





CASUAL - FINE DINING - ENTERTAINMENT - OCCASIONAL

*postal address:*

Sundown Furniture  
P.O. Box 391  
Sunshine Victoria 3020

*office address:*

23-31 Bliss Court,  
Derrimut, Victoria, 3030  
AUSTRALIA  
phone. +61 3 8368 2255  
facsimile. +61 3 8368 2277  
email. [sundown@sf.com.au](mailto:sundown@sf.com.au)  
web. [www.sf.com.au](http://www.sf.com.au)